

# Outcome Gaps in Indiana

## Infant Mortality 2024



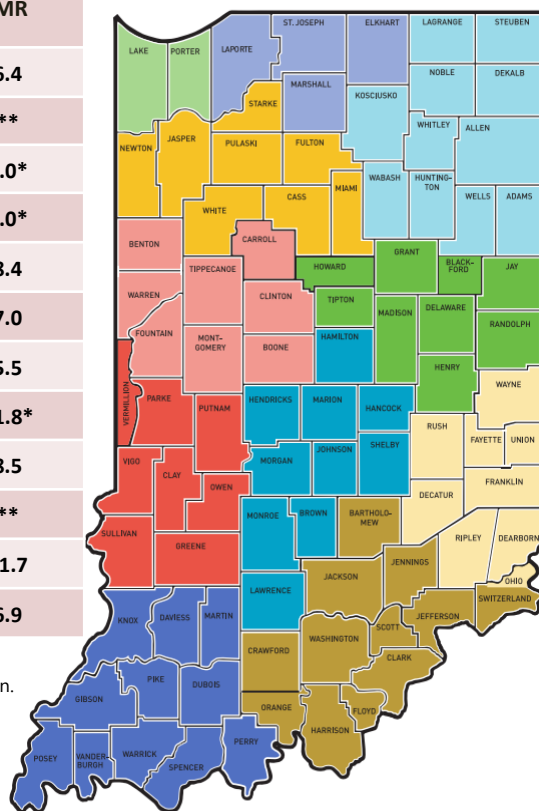
Division of  
Family Health Data  
and Fatality Prevention

### What is Infant Mortality?

- Infant mortality is defined as the death of a baby before his or her first birthday
- The infant mortality rate (IMR) is the number of babies who die in the first year of life, per 1,000 live births
- If Indiana (6.3) had the same IMR as the U.S (5.5), about 68 more babies would have survived in 2024

#### 2020 – 2024

HOSPITAL REGION	IMR	NH WHITE IMR	NH BLACK IMR	HISPANIC IMR
CENTRAL	6.8	4.8	11.0	6.4
CENTRAL SOUTHWESTERN	7.3	6.4	21.6*	**
EASTERN	8.0	7.2	16.7	7.0*
MIDWESTERN	5.7	5.6	**	6.0*
NORTHEASTERN	7.0	5.9	19.0	8.4
NORTHERN	7.5	5.4	19.8	7.0
NORTHWESTERN	6.2	3.8	12.2	5.5
SOUTHEASTERN	6.4	6.1	**	11.8*
SOUTHERN	6.0	5.4	17.1	8.5
SOUTHWESTERN	5.6	5.2	13.9	**
WESTERN	6.1	4.2	19.2	11.7
INDIANA	6.7	5.4	13.4	6.9



\* Rates based on counts fewer than 20 are considered unstable and should be interpreted with caution.

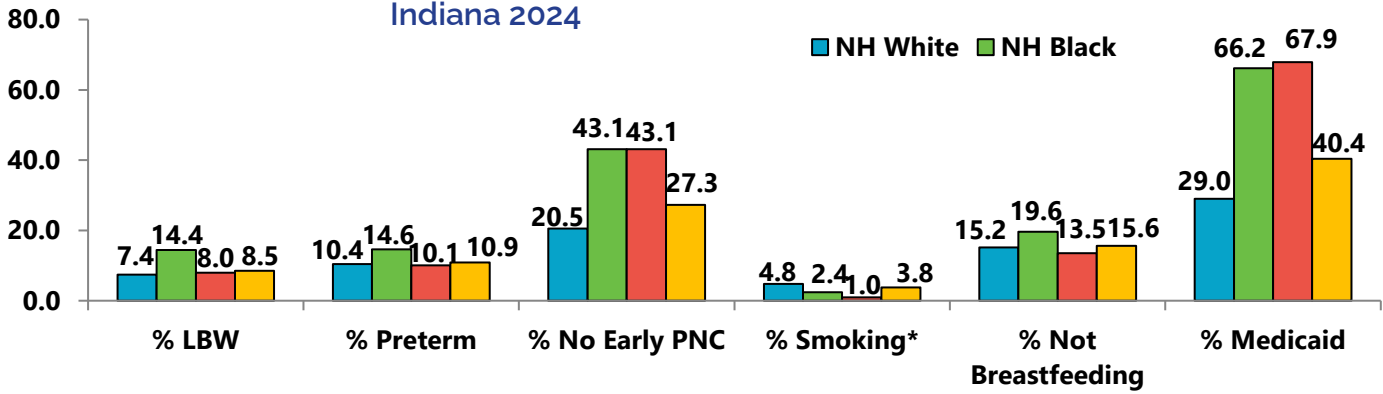
\*\* Rates based on counts fewer than 5 were suppressed.

### Outcome Gaps Defined

- In 2024, Non-Hispanic (NH) Black babies in Indiana were more than twice as likely to die in the first year of life than NH White babies
- In Indiana in 2024, the NH White IMR was 5.2 per 1,000 live births, the Hispanic IMR was 5.5 per 1,000 live births, and the NH Black IMR was 12.6 per 1,000 live births
- If NH Black infants had the same IMR as NH White infants, 73 additional NH Black infants would have survived in 2024
- There is also a differences at the national level. In the United States in 2024, the NH White IMR was 4.4, the Hispanic IMR was 4.9, and the NH Black IMR was 11.0. NH Black babies in the United States are more than two times likely to die before their first birthday than NH White babies

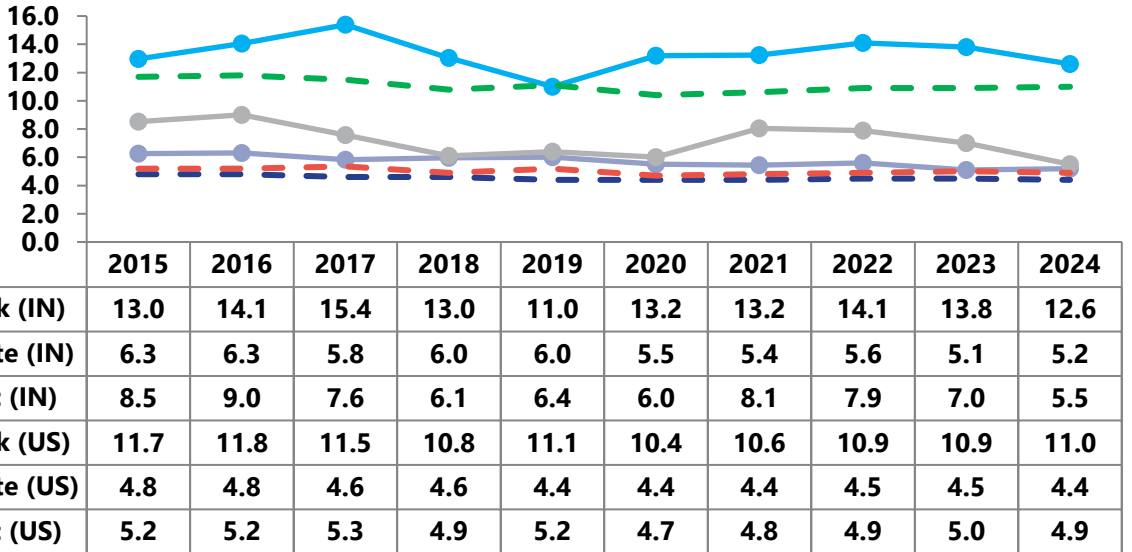
These differences have been persistent in Indiana and across the nation

## Birth Outcome Indicators by Race and Ethnicity, Indiana 2024



\*Due to a change in reporting methods, smoking during pregnancy should not be compared to previous years data.

## Infant Mortality Rates by Race and Ethnicity, 2015-2024



## Causes of Infant Mortality by Race and Ethnicity, Indiana 2024

